



Atlas Copco

Atlas Copco oil-injected rotary screw compressors

G 90-355 (VSD)
up to 14 bar(e) / 203 psig



G 90-355 (VSD): Reliability, efficiency and simplicity

1

Smaller footprints

- Smaller footprint than all competitors.
- Save more installation space, increase capacity in limited installation space.

2

State-of-the-art screw element

- Atlas Copco designed and patented asymmetric element profile with high quality bearings offering low wear and increased reliability.
- The unique profile design provides industry leading energy efficiency to lower your operating cost.

3

High-efficiency cooler

- Element outlet temperature is optimized, avoid machine shut down due to element high temperature, increase reliability.
- Stainless cooler bundle avoid corrosion for water cooled machine.
- Optimized design reduces maintenance cost and increases reliability.
- Ensure max ambient temperature is up to 46°C.

4

Superior air-oil separation

- Reduction of pressure drops and energy costs.
- Low oil consumption ensures minimal maintenance costs and long compressor lifetime.
- Optimized design of vessel to reduce the oil carry over, increase reliability.

5

High-efficiency motor

- High-efficiency (IE3) IP55 motor (Class F insulation) adapted to harshest conditions.
- Long-term stable operation even in harsh environments.

6

Optimal control with the Elektronikon® MK5 Touch & SmartLink

- Clear icons and intuitive navigation provide you with fast access to all of the important settings and data.
- Monitoring of the equipment running conditions and maintenance status..
- SmartLink provides remote monitoring of compressor running status.



Easy to install, use and service

- No foundations needed: easy installation.
- Completely integrated, silenced package.
- Easy to transport and simple maintenance.



VSD: Driving down your energy costs

Over 70% of a compressor's life cycle cost is taken up by the energy it consumes. Moreover, the generation of compressed air can account for more than 40% of a plant's total electricity bill. Atlas Copco was the first compressor manufacturer to introduce compressors with integrated Variable Speed Drive (VSD). With over 20 years of design and manufacturing experience our VSD technology has reached new heights of energy savings and reliability. VSD technology reduces energy consumption in systems that have varying air demand patterns. This reduction in energy consumption not only reduces your energy consumption but also your carbon footprint to help protect the environment for generations to come.

Why VSD technology?

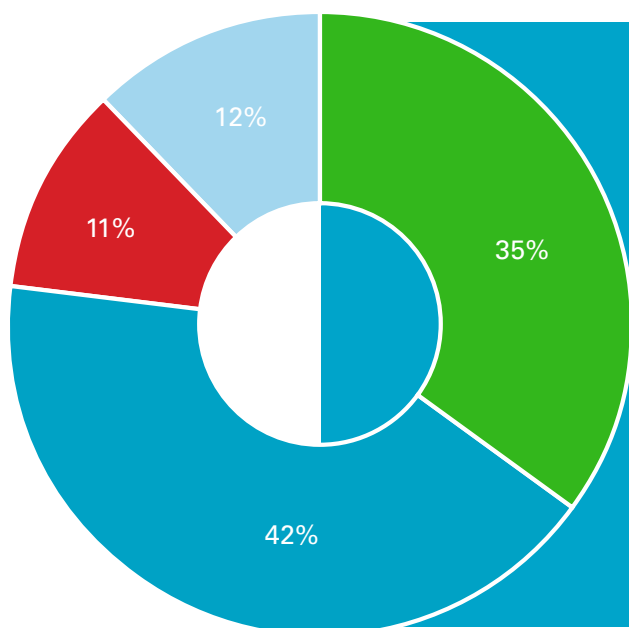
In almost every production environment, air demand fluctuates depending on different factors (time of the day, week or even month). Extensive measurements and studies of compressed air demand profiles show that many compressors have substantial variations in air demand. Only 8% of all installations have a more stable air demand. Tests prove that, even in this case, VSD compressors save energy.



- 64% of all installations.
- Factory working 24 hrs/day: low demand at night & high demand during the day.

- 28% of all installations.
- Factory working 2 shifts/day, no weekend work: erratically varying air demand.

- 8% of all installations.
- Factory working 2 shifts/day, no weekend work: typical 'fixed' speed application.



On average 35% energy savings

Our G VSD technology closely follows the air demand by automatically adjusting the motor speed. This results in on average 35% energy savings. The lifecycle cost of a compressor can be cut by an average of 22%. In addition, lowered system pressure with G VSD dramatically minimizes energy use across your production.

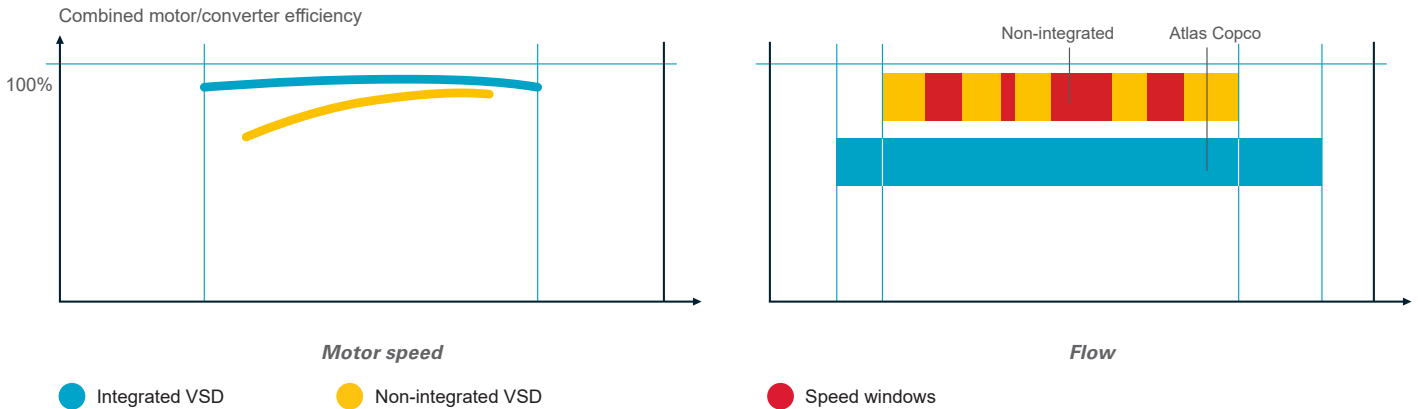
Total compressor lifecycle cost

- Energy
- Investment
- Energy savings with VSD
- Maintenance

Find out how much you can save

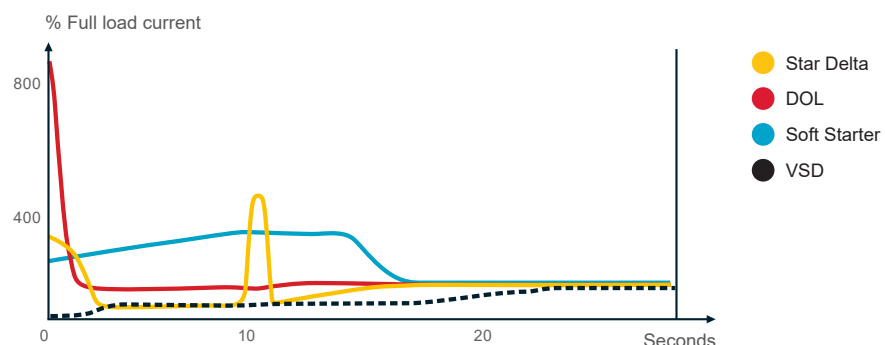
We can help you map the air demand profile of your current compressor installation and indicate potential energy savings with VSD compressors. For more information, please contact your local Atlas Copco representative.

What is unique about the integrated Atlas Copco G VSD?



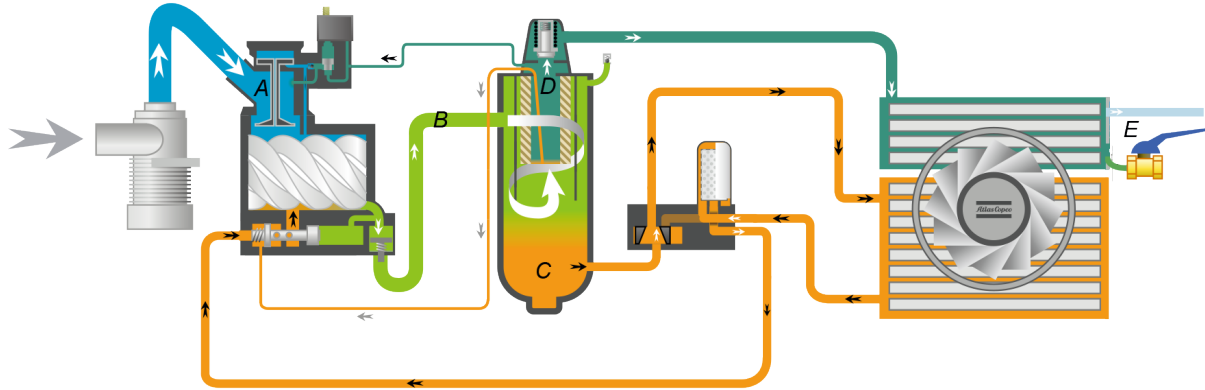
- 1 The Elektronikon® controls both the compressor and the integrated converter, ensuring maximum machine safety within parameters.
- 2 Flexible pressure selection from 4 to 10 bar with electronic gearing reduces electricity costs.
- 3 Specific converter and motor design (with protected bearings) for the highest efficiency across the speed range.
- 4 Electric motor specifically designed for low operating speeds with clear attention to motor cooling and compressor cooling requirements.
- 5 All Atlas Copco G VSD compressors are EMC tested and certified. Compressor operation does not influence external sources and vice versa.
- 6 Mechanical enhancements ensure that all components operate below critical vibration levels throughout the entire compressor speed range.
- 7 No 'speed windows' that can jeopardize energy savings or the stability of the net pressure. FAD range: 30-100%.
- 8 Net pressure band is maintained within 0.10 bar, 1.5 psi.

No current peaks



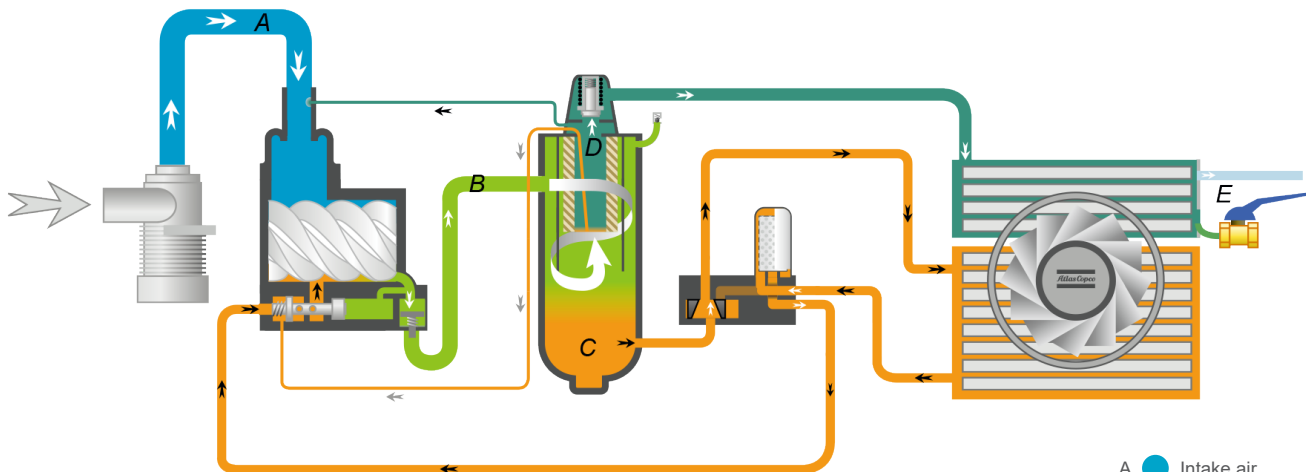
Flow chart

Fixed speed



- A ● Intake air
- B ● Air/oil mixture
- C ● Oil
- D ● Wet compressed air
- E ● Condensate

Variable Speed Drive



- A ● Intake air
- B ● Air/oil mixture
- C ● Oil
- D ● Wet compressed air
- E ● Condensate

Optimize your system

Scope of supply

- Air inlet filter and flexibles
- Air intake valve
- Full load/no load regulator
- Long lifetime filtration and separation elements
- G/DIN connection for 50Hz unit, NPT/ANSI for 60Hz unit
- Heavy-duty oil filters
- Air-oil separator
- Compressed air aftercooler and oil cooler
- ASME/ML/AS1210/MOM approvals
- SmartLink
- Low noise cooling fan for air-cooled units
- Corrosion resistant coolers for water-cooled units
- IE3/GB18613-2012 Level 2 Class F electric motor
- Starters (Star-Delta)
- Pre-mounted electrical cubicles
- Elektronikon® unit controller
- Phase sequency relay
- Separate start and stop signal for MV voltage
- Structural skid with no need for foundations
- Silenced canopy
- Flexible vibration dampers
- IE4 motor is standard for fixed speed CE models (≤ 200 kW)

Options

- Performance test certificate
- Witness performance test
- Seaworthy packing
- Energy recovery (G160-250)
- G 250L-355 energy recovery is available for CE & UL models

Dimensions



| TYPE | Dimensions (Air-cooled) | | | | | |
|-----------------------|-------------------------|------|------|------|------|------|
| | L | | W | | H | |
| | mm | inch | mm | inch | mm | inch |
| G 90-132 (VSD) | 1900 | 75 | 1200 | 47 | 2000 | 79 |
| G 160 (VSD) | 2800 | 110 | 1600 | 63 | 2000 | 79 |
| G 200-250 (VSD) | 2800 | 110 | 1600 | 63 | 2300 | 91 |
| G 250L-355 (VSD) | 3400 | 134 | 1750 | 69 | 2400 | 94 |
| * G 250L-355 (VSD) CE | 4000 | 157 | 1750 | 69 | 2400 | 94 |

| TYPE | Dimensions (Water-cooled) | | | | | |
|--------------------|---------------------------|------|------|------|------|------|
| | L | | W | | H | |
| | mm | inch | mm | inch | mm | inch |
| G 90-132 (VSD) | 1900 | 75 | 1200 | 47 | 2000 | 79 |
| G 160 - 250 (VSD) | 2800 | 110 | 1600 | 63 | 2000 | 79 |
| G 250L - 355 (VSD) | 3400 | 134 | 1750 | 69 | 2000 | 79 |

Technical data 50 Hz

| TYPE | Maximum working pressure | | Capacity FAD (1) | | | Installed motor power | | Air Outlet Size | * Weight (shipping mass) | |
|--------------|--------------------------|------|------------------|--------|------|-----------------------|-----|-----------------|--------------------------|-------|
| | Standard | | Pack | | | kW | HP | | Standard | |
| | bar(e) | psig | l/s | m³/min | cfm | | | kg | lbs | |
| 50 Hz | | | | | | | | | | |
| G 90-7.5 | 7.5 | 109 | 294 | 17.6 | 623 | 90 | 125 | G2-1/2" | 1900 | 4189 |
| G 90-8.5 | 8.5 | 123 | 270 | 16.2 | 571 | 90 | 125 | G2-1/2" | 1900 | 4189 |
| G 90-10 | 10 | 145 | 254 | 15.3 | 539 | 90 | 125 | G2-1/2" | 1900 | 4189 |
| G 90-14 | 14 | 203 | 217 | 13.0 | 460 | 90 | 125 | G2-1/2" | 1900 | 4189 |
| G 110-7.5 | 7.5 | 109 | 335 | 20.1 | 710 | 110 | 150 | G2-1/2" | 2000 | 4409 |
| G 110-8.5 | 8.5 | 123 | 314 | 18.8 | 664 | 110 | 150 | G2-1/2" | 2000 | 4409 |
| G 110-10 | 10 | 145 | 290 | 17.4 | 614 | 110 | 150 | G2-1/2" | 2000 | 4409 |
| G 110-14 | 14 | 203 | 247 | 14.8 | 523 | 110 | 150 | G2-1/2" | 2000 | 4409 |
| G 132-7.5 | 7.5 | 109 | 404 | 24.2 | 855 | 132 | 175 | G2-1/2" | 2100 | 4630 |
| G 132-8.5 | 8.5 | 123 | 383 | 23.0 | 811 | 132 | 175 | G2-1/2" | 2100 | 4630 |
| G 132-10 | 10 | 145 | 344 | 20.7 | 729 | 132 | 175 | G2-1/2" | 2100 | 4630 |
| G 132-14 | 14 | 203 | 302 | 18.1 | 640 | 132 | 175 | G2-1/2" | 2100 | 4630 |
| G 160-7.5 | 7.5 | 109 | 516.7 | 31.0 | 1095 | 160 | 215 | DN100 | 3973 | 8759 |
| G 160-8.5 | 8.5 | 123 | 500 | 30.0 | 1059 | 160 | 215 | DN100 | 3973 | 8759 |
| G 160-10 | 10 | 145 | 450 | 27.0 | 953 | 160 | 215 | DN100 | 3973 | 8759 |
| G 160-14 | 14 | 203 | 380 | 22.8 | 805 | 160 | 215 | DN100 | 3973 | 8759 |
| G 180-7.5 | 7.5 | 109 | 603.4 | 36.2 | 1279 | 180 | 241 | DN100 | 4213 | 9288 |
| G 180-8.5 | 8.5 | 123 | 583.3 | 35.0 | 1236 | 180 | 241 | DN100 | 4213 | 9288 |
| G 180-10 | 10 | 145 | 511.7 | 30.7 | 1084 | 180 | 241 | DN100 | 4213 | 9288 |
| G 180-14 | 14 | 203 | 411.7 | 24.7 | 872 | 180 | 241 | DN100 | 4213 | 9288 |
| G 200-7.5 | 7.5 | 109 | 693.4 | 41.6 | 1469 | 200 | 268 | DN100 | 4298 | 9475 |
| G 200-8.5 | 8.5 | 123 | 670 | 40.2 | 1420 | 200 | 268 | DN100 | 4298 | 9475 |
| G 200-10 | 10 | 145 | 591.6 | 35.5 | 1254 | 200 | 268 | DN100 | 4298 | 9475 |
| G 200-14 | 14 | 203 | 495 | 29.7 | 1049 | 200 | 268 | DN100 | 4298 | 9475 |
| G 250-7.5 | 7.5 | 109 | 750 | 45.0 | 1589 | 250 | 335 | DN100 | 4513 | 9949 |
| G 250-8.5 | 8.5 | 123 | 750 | 45.0 | 1589 | 250 | 335 | DN100 | 4513 | 9949 |
| G 250-10 | 10 | 145 | 673.4 | 40.4 | 1427 | 250 | 335 | DN100 | 4513 | 9949 |
| G 250-14 | 14 | 203 | 568.3 | 34.1 | 1204 | 250 | 335 | DN100 | 4513 | 9949 |
| G 250L-7.5 | 7.5 | 109 | 890 | 53.4 | 1886 | 250 | 335 | DN125 | 6760 | 14903 |
| G 250L-8.5 | 8.5 | 123 | 844 | 50.6 | 1788 | 250 | 335 | DN125 | 6760 | 14903 |
| G 250L-10 | 10 | 145 | 785 | 47.1 | 1662 | 250 | 335 | DN125 | 6760 | 14903 |
| G 250L-14 | 14 | 203 | 650 | 39.0 | 1378 | 250 | 335 | DN125 | 6760 | 14903 |
| G 315-7.5 | 7.5 | 109 | 1049 | 62.9 | 2222 | 315 | 422 | DN125 | 6790 | 14969 |
| G 315-8.5 | 8.5 | 123 | 1002 | 60.1 | 2123 | 315 | 422 | DN125 | 6790 | 14969 |
| G 315-10 | 10 | 145 | 916 | 55.0 | 1941 | 315 | 422 | DN125 | 6790 | 14969 |
| G 315-14 | 14 | 203 | 750 | 45.0 | 1589 | 315 | 422 | DN125 | 6790 | 14969 |
| *G 355-7.5 | 7.5 | 109 | 1093 | 65.6 | 2316 | 355 | 476 | DN125 | 7130 | 15719 |
| G 355-8.5 | 8.5 | 123 | 1093 | 65.6 | 2316 | 355 | 476 | DN125 | 7130 | 15719 |
| G 355-10 | 10 | 145 | 1000 | 60.0 | 2120 | 355 | 476 | DN125 | 7130 | 15719 |
| G 355-14 | 14 | 203 | 834 | 50.0 | 1766 | 355 | 476 | DN125 | 7130 | 15719 |

* CE air cooled machines are 255kg heavier than the standard version.

* G 355-7.5 FAD is 1140 l/s for water cooled version

(1) Unit performance : Measured according to ISO1217
 Reference conditions:
 - Absolute inlet pressure 1 bar (14.5psi)
 - Intake air temperature 20°C (68°F)
 - Cooling medium temperature 20°C (68°F)

FAD is measured at the following working pressures:
 • 7.5 bar variants at 7 bar
 • 8.5 bar variants at 8 bar
 • 10 bar variants at 10 bar
 • 14 bar variants at 12.5 bar

Technical data 50 Hz VSD

| TYPE | | Maximum working pressure | | Capacity FAD (1) | | | Installed motor power | | Air Outlet Size | * Weight (shipping mass) | |
|--------------|---------|--------------------------|------|------------------|-----------|----------|-----------------------|-----|-----------------|--------------------------|-------|
| | | Standard | | Pack | | | kW | HP | | kg | lbs |
| | | bar(e) | psig | l/s | m³/min | cfm | | | | | |
| 50 Hz | | | | | | | | | | | |
| G 110 VSD-10 | Minimum | 4 | 58 | 77-335 | 4.6-20.1 | 163-710 | 110 | 150 | G2-1/2" | 2100 | 4630 |
| G 110 VSD-10 | | 7 | 102 | 77-334 | 4.6-20.1 | 163-708 | 110 | 150 | G2-1/2" | 2100 | 4630 |
| G 110 VSD-10 | | 8 | 116 | 76-317 | 4.6-19 | 161-672 | 110 | 150 | G2-1/2" | 2100 | 4630 |
| G 110 VSD-10 | Maximum | 10 | 138 | 76-287 | 4.5-17.2 | 160-607 | 110 | 150 | G2-1/2" | 2100 | 4630 |
| G 110 VSD-14 | Maximum | 14 | 203 | 83-244 | 5-14.6 | 176-516 | 110 | 150 | G2-1/2" | 2100 | 4630 |
| G 132 VSD-10 | Minimum | 4 | 58 | 110-398 | 6.6-23.9 | 233-843 | 132 | 175 | G2-1/2" | 2200 | 4850 |
| G 132 VSD-10 | | 7 | 102 | 109-397 | 6.6-23.8 | 231-842 | 132 | 175 | G2-1/2" | 2200 | 4850 |
| G 132 VSD-10 | | 8 | 116 | 108-378 | 6.5-22.7 | 230-800 | 132 | 175 | G2-1/2" | 2200 | 4850 |
| G 132 VSD-10 | Maximum | 10 | 138 | 108-342 | 6.5-20.5 | 229-724 | 132 | 175 | G2-1/2" | 2200 | 4850 |
| G 132 VSD-14 | Maximum | 14 | 203 | 112-288 | 6.7-17.3 | 238-611 | 132 | 175 | G2-1/2" | 2200 | 4850 |
| G 160VSD-10 | | 10 | 145 | 201.9-543.3 | 12.1-32.6 | 428-1151 | 160 | 215 | DN100 | 3570 | 7871 |
| G 160VSD-14 | | 14 | 203 | 202.3-461.6 | 12.1-27.7 | 429-978 | 160 | 215 | DN100 | 3570 | 7871 |
| G 180VSD-10 | | 10 | 145 | 198.3-613.4 | 11.9-36.8 | 420-1300 | 180 | 241 | DN100 | 3607 | 7952 |
| G 180VSD-14 | | 14 | 203 | 199.6-516.6 | 12.0-31.0 | 423-1095 | 180 | 241 | DN100 | 3607 | 7952 |
| G 200VSD-10 | | 10 | 145 | 198.4-706.7 | 11.9-42.4 | 420-1497 | 200 | 268 | DN100 | 3617 | 7974 |
| G 200VSD-14 | | 14 | 203 | 254.1-600 | 15.2-36.0 | 538-1271 | 200 | 268 | DN100 | 3617 | 7974 |
| G 250VSD-10 | | 10 | 145 | 198.5-750 | 11.9-45.0 | 421-1589 | 250 | 335 | DN100 | 3792 | 8360 |
| G 250VSD-14 | | 14 | 203 | 200.4-651.7 | 12.0-39.1 | 425-1381 | 250 | 335 | DN100 | 3792 | 8360 |
| G 250LVSD-10 | | 10 | 145 | 277-883 | 16.6-53.0 | 587-1872 | 250 | 335 | DN125 | 6495 | 14319 |
| G 250LVSD-14 | | 14 | 203 | 267-750 | 16.0-45.0 | 566-1589 | 250 | 335 | DN125 | 6495 | 14319 |
| G 315VSD-10 | | 10 | 145 | 352-1050 | 21.1-63.0 | 746-2225 | 315 | 422 | DN125 | 6740 | 14859 |
| G 315VSD-14 | | 14 | 203 | 345-939 | 20.7-56.3 | 731-1989 | 315 | 422 | DN125 | 6740 | 14859 |
| *G 355VSD-10 | | 10 | 145 | 351-1090 | 21.1-65.4 | 744-2310 | 355 | 476 | DN125 | 6750 | 14881 |
| G 355VSD-14 | | 14 | 203 | 345-1020 | 20.7-61.2 | 731-2162 | 355 | 476 | DN125 | 6750 | 14881 |

* CE air cooled machines are 235kg heavier than the standard version.

* G 355VSD-10 max FAD is up to 1140 l/s for water cooled version

(1) Unit performance : Measured according to ISO1217

Reference conditions:

- Absolute inlet pressure 1 bar (14,5psi)
- Intake air temperature 20°C (68°F)
- Cooling medium temperature 20°C (68°F)

FAD is measured at the following working pressures:

- 10 bar variants between 7 to 10 bar
- 14 bar variants between 10 to 14 bar

Technical data 60 Hz

| TYPE | Maximum working pressure | | Capacity FAD (1) | | | Installed motor power | | Air Outlet Size | Weight (shipping mass) | |
|--------------|--------------------------|------|------------------|--------|------|-----------------------|-----|-----------------|------------------------|-------|
| | Standard | | Pack | | | kW | HP | | Standard | |
| | bar(e) | psig | l/s | m³/min | cfm | | | kg | lbs | |
| 60 Hz | | | | | | | | | | |
| G 90-7.5 | 7.5 | 109 | 298 | 17.9 | 632 | 90 | 125 | NPT 2-1/2" | 1900 | 4189 |
| G 90-8.5 | 8.5 | 123 | 269 | 16.1 | 569 | 90 | 125 | NPT 2-1/2" | 1900 | 4189 |
| G 90-10 | 10 | 145 | 254 | 15.2 | 537 | 90 | 125 | NPT 2-1/2" | 1900 | 4189 |
| G 90-14 | 14 | 203 | 223 | 13.4 | 472 | 90 | 125 | NPT 2-1/2" | 1900 | 4189 |
| G 110-7.5 | 7.5 | 109 | 332 | 19.9 | 704 | 110 | 150 | NPT 2-1/2" | 2000 | 4409 |
| G 110-8.5 | 8.5 | 123 | 313 | 18.8 | 664 | 110 | 150 | NPT 2-1/2" | 2000 | 4409 |
| G 110-10 | 10 | 145 | 288 | 17.3 | 610 | 110 | 150 | NPT 2-1/2" | 2000 | 4409 |
| G 110-14 | 14 | 203 | 248 | 14.9 | 525 | 110 | 150 | NPT 2-1/2" | 2000 | 4409 |
| G 132-7.5 | 7.5 | 109 | 403 | 24.2 | 853 | 132 | 175 | NPT 2-1/2" | 2100 | 4630 |
| G 132-8.5 | 8.5 | 123 | 383 | 23.0 | 811 | 132 | 175 | NPT 2-1/2" | 2100 | 4630 |
| G 132-10 | 10 | 145 | 346 | 20.8 | 733 | 132 | 175 | NPT 2-1/2" | 2100 | 4630 |
| G 132-14 | 14 | 203 | 313 | 18.8 | 663 | 132 | 175 | NPT 2-1/2" | 2100 | 4630 |
| G 160-7.5 | 7.5 | 109 | 521.6 | 31.3 | 1105 | 160 | 215 | ANSI 4" | 3973 | 8759 |
| G 160-8.5 | 8.5 | 123 | 503.3 | 30.2 | 1066 | 160 | 215 | ANSI 4" | 3973 | 8759 |
| G 160-10 | 10 | 145 | 460 | 27.6 | 975 | 160 | 215 | ANSI 4" | 3973 | 8759 |
| G 160-14 | 14 | 203 | 376.7 | 22.6 | 798 | 160 | 215 | ANSI 4" | 3973 | 8759 |
| G 180-7.5 | 7.5 | 109 | 595 | 35.7 | 1261 | 180 | 241 | ANSI 4" | 4213 | 9288 |
| G 180-8.5 | 8.5 | 123 | 583.3 | 35.0 | 1236 | 180 | 241 | ANSI 4" | 4213 | 9288 |
| G 180-10 | 10 | 145 | 516.6 | 31.0 | 1095 | 180 | 241 | ANSI 4" | 4213 | 9288 |
| G 180-14 | 14 | 203 | 416.7 | 25.0 | 883 | 180 | 241 | ANSI 4" | 4213 | 9288 |
| G 200-7.5 | 7.5 | 109 | 680.1 | 40.8 | 1441 | 200 | 268 | ANSI 4" | 4298 | 9475 |
| G 200-8.5 | 8.5 | 123 | 668.3 | 40.1 | 1416 | 200 | 268 | ANSI 4" | 4298 | 9475 |
| G 200-10 | 10 | 145 | 596.7 | 35.8 | 1264 | 200 | 268 | ANSI 4" | 4298 | 9475 |
| G 200-14 | 14 | 203 | 495.1 | 29.7 | 1049 | 200 | 268 | ANSI 4" | 4298 | 9475 |
| G 250-7.5 | 7.5 | 109 | 741.7 | 44.5 | 1572 | 250 | 335 | ANSI 4" | 4513 | 9949 |
| G 250-8.5 | 8.5 | 123 | 741.6 | 44.5 | 1571 | 250 | 335 | ANSI 4" | 4513 | 9949 |
| G 250-10 | 10 | 145 | 683.3 | 41.0 | 1448 | 250 | 335 | ANSI 4" | 4513 | 9949 |
| G 250-14 | 14 | 203 | 570 | 34.2 | 1208 | 250 | 335 | ANSI 4" | 4513 | 9949 |
| G 250L-7.5 | 7.5 | 109 | 890 | 53.4 | 1886 | 250 | 335 | ANSI 5" | 6760 | 14903 |
| G 250L-8.5 | 8.5 | 123 | 843 | 50.6 | 1785 | 250 | 335 | ANSI 5" | 6760 | 14903 |
| G 250L-10 | 10 | 145 | 780 | 46.8 | 1652 | 250 | 335 | ANSI 5" | 6760 | 14903 |
| G 250L-14 | 14 | 203 | 705 | 42.3 | 1494 | 250 | 335 | ANSI 5" | 6760 | 14903 |
| G 315-7.5 | 7.5 | 109 | 1046 | 62.8 | 2217 | 315 | 422 | ANSI 5" | 6790 | 14969 |
| G 315-8.5 | 8.5 | 123 | 1006 | 60.4 | 2131 | 315 | 422 | ANSI 5" | 6790 | 14969 |
| G 315-10 | 10 | 145 | 910 | 54.6 | 1928 | 315 | 422 | ANSI 5" | 6790 | 14969 |
| G 315-14 | 14 | 203 | 777 | 46.6 | 1646 | 315 | 422 | ANSI 5" | 6790 | 14969 |
| *G 355-7.5 | 7.5 | 109 | 1093 | 65.6 | 2316 | 355 | 476 | ANSI 5" | 7130 | 15719 |
| G 355-8.5 | 8.5 | 123 | 1084 | 65.1 | 2297 | 355 | 476 | ANSI 5" | 7130 | 15719 |
| G 355-10 | 10 | 145 | 1004 | 60.3 | 2128 | 355 | 476 | ANSI 5" | 7130 | 15719 |
| G 355-14 | 14 | 203 | 854 | 51.2 | 1809 | 355 | 476 | ANSI 5" | 7130 | 15719 |

* G 355-7.5 FAD is 1140 l/s for water cooled version

(1) Unit performance : Measured according to ISO1217

Reference conditions:

- Absolute inlet pressure 1 bar (14.5psi)
- Intake air temperature 20°C (68°F)
- Cooling medium temperature 20°C (68°F)

FAD is measured at the following working pressures:

- 7.5 bar variants at 7 bar
- 8.5 bar variants at 8 bar
- 10 bar variants at 10 bar
- 14 bar variants at 12.5 bar

Technical data 60 Hz VSD

| TYPE | | Maximum working pressure | | Capacity FAD (1) | | | Installed motor power | | Air Outlet Size | Weight (shipping mass) | |
|----------------|---------|--------------------------|------|------------------|---------------------|----------|-----------------------|-----|-----------------|------------------------|-------|
| | | Standard | | Pack | | | kW | HP | | kg | lbs |
| | | bar(e) | psig | l/s | m ³ /min | cfm | | | | | |
| 60 Hz | | | | | | | | | | | |
| G 110 VSD - 10 | Minimum | 4 | 58 | 81-335 | 4.9-20.1 | 172-710 | 110 | 150 | NPT 2-1/2" | 2100 | 4630 |
| G 110 VSD - 10 | | 7 | 102 | 77-335 | 4.6-20.1 | 163-710 | 110 | 150 | NPT 2-1/2" | 2100 | 4630 |
| G 110 VSD - 10 | | 8 | 116 | 76-313 | 4.6-18.8 | 161-664 | 110 | 150 | NPT 2-1/2" | 2100 | 4630 |
| G 110 VSD - 10 | Maximum | 10 | 138 | 76-290 | 4.5-17.4 | 160-614 | 110 | 150 | NPT 2-1/2" | 2100 | 4630 |
| G 110 VSD - 14 | Maximum | 14 | 203 | 83-244 | 5-14.6 | 176-518 | 110 | 150 | NPT 2-1/2" | 2100 | 4630 |
| G 132 VSD - 10 | Minimum | 4 | 58 | 114-399 | 6.8-23.9 | 241-845 | 132 | 175 | NPT 2-1/2" | 2200 | 4850 |
| G 132 VSD - 10 | | 7 | 102 | 109-399 | 6.6-23.9 | 231-844 | 132 | 175 | NPT 2-1/2" | 2200 | 4850 |
| G 132 VSD - 10 | | 8 | 116 | 108-383 | 6.5-23 | 230-811 | 132 | 175 | NPT 2-1/2" | 2200 | 4850 |
| G 132 VSD - 10 | Maximum | 10 | 138 | 108-347 | 6.5-20.8 | 229-736 | 132 | 175 | NPT 2-1/2" | 2200 | 4850 |
| G 132 VSD - 14 | Maximum | 14 | 203 | 112-288 | 8.7-17.3 | 238-611 | 132 | 175 | NPT 2-1/2" | 2200 | 4850 |
| G 160VSD-10 | | 10 | 145 | 201.9-543.3 | 12.1-32.6 | 428-1151 | 160 | 215 | ANSI 4" | 3570 | 7871 |
| G 160VSD-14 | | 14 | 203 | 202.3-461.6 | 12.1-27.7 | 429-978 | 160 | 215 | ANSI 4" | 3570 | 7871 |
| G 180VSD-10 | | 10 | 145 | 198.3-613.4 | 11.9-36.8 | 420-1300 | 180 | 241 | ANSI 4" | 3607 | 7952 |
| G 180VSD-14 | | 14 | 203 | 199.6-516.6 | 12.0-31.0 | 423-1095 | 180 | 241 | ANSI 4" | 3607 | 7952 |
| G 200VSD-10 | | 10 | 145 | 198.4-706.7 | 11.9-42.4 | 420-1497 | 200 | 268 | ANSI 4" | 3617 | 7974 |
| G 200VSD-14 | | 14 | 203 | 254.1-600 | 15.2-36.0 | 538-1271 | 200 | 268 | ANSI 4" | 3617 | 7974 |
| G 250VSD-10 | | 10 | 145 | 198.5-750 | 11.9-45.0 | 421-1589 | 250 | 335 | ANSI 4" | 3792 | 8360 |
| G 250VSD-14 | | 14 | 203 | 200.4-651.7 | 12.0-39.1 | 425-1381 | 250 | 335 | ANSI 4" | 3792 | 8360 |
| G 250LVSD-10 | | 10 | 145 | 277-883 | 16.6-53.0 | 587-1872 | 250 | 335 | ANSI 5" | 6495 | 14319 |
| G 250LVSD-14 | | 14 | 203 | 267-750 | 16.0-45.0 | 566-1589 | 250 | 335 | ANSI 5" | 6495 | 14319 |
| G 315VSD-10 | | 10 | 145 | 352-1050 | 21.1-63.0 | 746-2225 | 315 | 422 | ANSI 5" | 6740 | 14859 |
| G 315VSD-14 | | 14 | 203 | 345-939 | 20.7-56.3 | 731-1989 | 315 | 422 | ANSI 5" | 6740 | 14859 |
| *G 355VSD-10 | | 10 | 145 | 351-1090 | 21.1-65.4 | 744-2310 | 355 | 476 | ANSI 5" | 6750 | 14881 |
| G 355VSD-14 | | 14 | 203 | 345-1020 | 20.7-61.2 | 731-2162 | 355 | 476 | ANSI 5" | 6750 | 14881 |

* G 355VSD-10 max FAD is up to 1140 l/s for water cooled version

(1) Unit performance : Measured according to ISO1217

Reference conditions:

- Absolute inlet pressure 1 bar (14,5psi)
- Intake air temperature 20°C (68°F)
- Cooling medium temperature 20°C (68°F)

FAD is measured at the following working pressures:

- 10 bar variants between 7 to 10 bar
- 14 bar variants between 10 to 14 bar

G 110-132 VSD+ (only 380V/50Hz available)



Proven in-house & high efficiency drivetrain

- Gear drive for ease service
- Angular contact bearing:
 - High precision oil lubricate bearing
 - Long lifetime
 - Low noise
- Endurance tested
- Proven stable performance
- New generation of C142 element
- Oil cooling integrated Permanent Magnetic motor
- IE5 super premium efficiency motor
- IP66, class H insulation

Innovative Neos Inverter

- Atlas Copco's in-house designed inverter, now also controls iPM motors
- IP5x protection (Power-electronics)
- Robust aluminum enclosure for trouble-free operation in the harshest conditions
- Fewer components: compact, simple and user-friendly

Technical data 50 Hz

| TYPE | Maximum working pressure | | Capacity FAD (1) | | | Installed motor power | | Air Outlet Size | Weight (shipping mass) | |
|--------------|--------------------------|------|------------------|---------------------|---------|-----------------------|-----|-----------------|------------------------|------|
| | Standard | | Pack | | | kW | HP | | Standard | |
| | bar(e) | psig | l/s | m ³ /min | cfm | | | kg | lbs | |
| 50 Hz | | | | | | | | | | |
| G 110VSD+10 | 10 | 145 | 76-350 | 4.5-21 | 160-741 | 110 | 150 | G2-1/2" | 2130 | 4696 |
| G 110VSD+14 | 14 | 203 | 77-300 | 4.6-18 | 163-635 | 110 | 150 | G2-1/2" | 2130 | 4696 |
| G 132VSD+10 | 10 | 145 | 112-416 | 6.7-25 | 236-882 | 132 | 175 | G2-1/2" | 2230 | 4916 |

(1) Unit performance : Measured according to ISO1217
 Reference conditions:
 - Absolute inlet pressure 1 bar (14.5psi)
 - Intake air temperature 20°C (68°F)
 - Cooling medium temperature 20°C (68°F)

FAD is measured at the following working pressures:
 • 10 bar variants between 7 to 10 bar
 • 14 bar variants between 10 to 14 bar

Dimensions



| TYPE | Dimensions (Air/Water-cooled) | | | | | |
|----------------|-------------------------------|------|------|------|------|------|
| | L | | W | | H | |
| | mm | inch | mm | inch | mm | inch |
| G 110-132 VSD+ | 1900 | 75 | 1200 | 47 | 2000 | 79 |



Atlas Copco (Wuxi) Compressor Co.,Ltd.
No.22 Chang Jiang Road, Wuxi, China

www.atlascopco.com